

# Pupil Workbook

## Level 5 Week 2

Name: \_\_\_\_\_



oy \_\_\_\_\_

**1. Read the common exception words.**

Colour the parts of the words you find tricky.

would

want

**2. Write the common exception words.**

Which is the tricky part of the word? Why is it tricky? Colour the tricky part in a different colour. Write the word two more times.

have

like

\_\_\_\_\_  
\_\_\_\_\_

\_\_\_\_\_  
\_\_\_\_\_

Focus: **oy** saying /oi/

### 3. Read and match.

Read these words and draw a line to match them to the correct picture. Add in sound buttons to help you.

**royal**

**destroy**

**annoy**

**toy**



One of the words does not match a picture. Can you draw a picture to match the word?

How confident do you feel?



Focus: **oy** saying /oi/

oi

oy


### 1. Read the sentences.

Tick the sentence that matches the picture.

**The boy has some toy coins. He enjoys putting them in a pot.**

**The boy is playing with royal toys and he enjoys destroying them.**

**On a hot day, the boy enjoys playing with his toy boat.**



### 2. Spell the words.

Look at the picture, say the word and write each word down.



\_\_\_\_\_

\_\_\_\_\_

\_\_\_\_\_

### 3. Spell the common exception words.

Read each common exception word. Cover them and write them three more times underneath.

**have**

**like**

---

---

---

---

---

---

How confident do you feel?



<b>oi</b>	<b>oy</b>
-----------	-----------

### 1. Read the story.

Highlight all of the words that contain the /oi/ phoneme.

The king and queen employ Floyd as the royal gardener. He enjoys his job. He likes to dig the moist soil and plant seeds and flowers for the queen. The queen gets a lot of joy from smelling the sweet smell.

One day, he was in the garden planting a royal tree. A little bee was buzzing near him. "Go away! You are annoying me and spoiling my fun!" he said.

"Ahoy there!" said a boy. "Can I come and join you?"

"Yes, you can," said Floyd. "Help me to get rid of this annoying bee and I will let you have some coins."

At last, they got rid of the bee and had a snack. It was in some tinfoil.

"Thank you for helping me," Floyd said.

### 2. Sort the words.

oi	oy

How confident do you feel?



Focus: **oy** saying /oi/

<b>oi</b>	<b>oy</b>
-----------	-----------

**1. Read the silly questions.**

Answer by putting a circle around 'yes' or 'no'.

Can a boy play with toys?                      yes                      no

Do you enjoy jumping?                      yes                      no

Is a queen royal?                      yes                      no

Is it fun to be a cowboy?                      yes                      no

**2. Write the focus words.**

toy

enjoy

annoy

royal

How confident do you feel?



**1. Write the sentence your teacher says.**

Think carefully about which graphemes to use to spell the words.

---

---

---

---

---

---

---

---

How confident do you feel?





Focus: **oy** saying /oi/

oi

oy

1. Write your own silly sentence.

Use words containing the **oy** grapheme.







































---



---



---

<b>ay</b>  pr <u>ay</u>	<b>oy</b>  bo <u>oy</u>	<b>ie</b>  ti <u>ie</u>	<b>ea</b>  lea <u>fe</u>	<b>a_e</b>  ca <u>ke</u>	<b>i_e</b>  slid <u>e</u>	<b>o_e</b>  bo <u>ne</u>	<b>u_e</b>  cu <u>be</u>
<b>u_e</b>  fl <u>ute</u>	<b>e_e</b>  trapez <u>e</u>	<b>ou</b>  mou <u>th</u>	<b>a</b>  a <u>corn</u>	<b>e</b>  e <u>qual</u>	<b>i</b>  li <u>on</u>	<b>o</b>  ho <u>tel</u>	<b>u</b>  u <u>nicorn</u>
<b>ch</b>  che <u>f</u>	<b>ch</b>  Christma <u>s</u>	<b>ir</b>  gir <u>l</u>	<b>ue</b>  statu <u>e</u>	<b>ue</b>  glu <u>e</u>	<b>y</b>  sun <u>ny</u>	<b>aw</b>  sa <u>w</u>	<b>au</b>  autu <u>mn</u>
<b>ow</b>  windo <u>w</u>	<b>oe</b>  to <u>e</u>	<b>wh</b>  whe <u>l</u>	<b>c</b>  ci <u>ty</u>	<b>g</b>  ge <u>m</u>	<b>ph</b>  dolphi <u>n</u>	<b>ea</b>  brea <u>d</u>	<b>ie</b>  shie <u>ld</u>
<b>tch</b>  wit <u>ch</u>	<b>are</b>  ba <u>re</u>	<b>ear</b>  pea <u>r</u>	<b>ore</b>  co <u>re</u>	<b>ew</b>  scru <u>w</u>	<b>ew</b>  ste <u>w</u>		

**2. Practise spelling the focus words.**

Look and Say	Look, Say and Write	Cover and Write	Check
toy			
boy			
joy			
enjoy			
destroy			
annoy			
employ			
royal			
have			
like			